

1976 - 77

Australian Deaf Games
Adelaide, South Australia

AUSTRALIAN DEAF GOLF ASSOCIATION CHAMPIONSHIP

1st

FOURSOME TEAMS & PAIRS CHAMPIONSHIP

(Canadian)

2 January 1977

36 Holes, at Flagstaff Hill Golf & Country Club, course par 72

and

3rd

STATE TEAMS & INDIVIDUAL CHAMPIONSHIP

4 - 6 January 1977

at

Mount Osmond Golf Club, course par 69

STATE TEAMS LIST

<u>New South Wales</u>	<u>Queensland</u>	<u>Western Australia</u>	<u>Victoria</u>
John Payne	Iain MacGregor	Bevin Chittleborough	Bill Hynes
Ron Woods	Ray Hayden	Len Newport	Richard Toyne
Dennis Cumniffe	Des Hooper	Geoff Wright	Wally Hately
Trevor Boyle	Leith Heuston	Gary Sutton	Ian Peace
Len Collins	Frank Pickering	Geoff Maley	Bruce Stevenson

1st FOURSORME CHAMPIONSHIP

at

Flagstaff Hill Golf & Country Club
2 January 1977

36 HOLES GROSS RESULT

<u>Pl.</u>	<u>Players</u>	<u>State</u>	<u>Round 1</u>	<u>Round 2</u>	<u>Total</u>
1.	W. Hately & R. Toyne	VIC	90	95	185
2.	L. Newport & G. Maley	WA	90	96	186
3.	I. MacGregor & R. Hayden	QLD	91	99	190
4.	B. Chittleborough & G. Wright	WA	98	96	194
5.	B. Hynes & L. Sage	VIC	99	99	198
6.	B. Stevenson & I. Peace	VIC	101	102	203
7.	R. Woods & L. Collins	NSW	109	96	205
8.	D. Cunniffe & C. Billet	NSW	101	106	207
9.	L. Heuston & K. Hayden	QLD	100	110	210
10.	G. Gideon & M. Dyson	VIC	106	107	213
11.	J. Payne & T. Boyle	NSW	102	114	216
12.	J. Callaghan & A. Allen	NSW	107	110	217
13.	F. Pickering & D. Hooper	QLD	112	108	220
14.	P. Hannan & D. Lynn	NSW	111	118	229

Gross - Winner :- W. Hately & R. Toyne (VIC) - 185

Runner-Up :- L. Newport & G. Maley (WA) - 186

Longest Drive - 1st Round Winner :- G. Wright & B. Chittleborough (WA) - 3 Points each
Runner-Up :- - Nil -

2nd Round Winner :- W. Hately & R. Toyne (VIC) - 3 Points each

Runner-Up :- B. Hynes & L. Sage (VIC) - 1 Point each

Pitch / Putt - 1st Round Winner :- L. Newport & G. Maley (WA) - 12 Points each

Runner-Up :- W. Hately & R. Toyne (VIC) - 8 Points each } Tied

D. Cunniffe & C. Billet (NSW) - 8 Points each }

2nd Round Winner :- L. Newport & G. Maley (WA) - 8 Points each

Runner-Up :- B. Chittleborough & G. Wright (WA) - 6 Points each } Tied

R. Woods & L. Collins (NSW) - 6 Points each }

36 Holes Winner :- L. Newport & G. Maley (WA) - 20 Points each

Runner-Up :- D. Cunniffe & C. Billet (NSW) - 13 Points each } Tied

W. Hately & R. Toyne (VIC) - 13 Points each }

Nearest Pins - 1st Round at 3rd Hole :- I. Peace & B. Stevenson (VIC)

7th Hole :- - Nil -

9th Hole :- R. Toyne & W. Hately (VIC)

18th Hole :- I. MacGregor & R. Hayden (QLD)

2nd Round at 3rd Hole :- M. Dyson & G. Gideon (VIC)

7th Hole :- P. Hannan & D. Lynn (NSW)

9th Hole :- - Nil -

18th Hole :- D. Cunniffe & C. Billet (NSW)

Booby Prize :- D. Lynn & P. Hannan (NSW)

1st FOURSOME STATE TEAMS CHAMPIONSHIP

36 Holes for the "W. J. ENGEL" Shield

at

Flagstaff Golf Club, Adelaide, South Australia

2 January 1977

State Teams 1st Round 2nd Round Total

Queensland Team :-

I. MacGregor & R. Hayden * 91 * * 99 *
F. Pickering & D. Hooper 112 * 108 *
L. Heuston & K. Hayden * 100 * 110
Total - 2 Best Pairs 191 207 398

Victorian Team :-

W. Hatley & R. Toyne * 90 * * 95 *
B. Hynes & L. Sage * 99 * * 99 *
B. Stevenson & I. Peace 101 102
Total - 2 Best Pairs 189 194 383

Western Australian Team :-

B. Chittleborough & G. Wright * 98 * * 96 *
L. Newport & G. Maley * 90 * * 96 *
Total - 2 Best Pairs 188 192 380

New South Wales Team :-

D. Cunniffe & C. Billet * 101 * * 106 *
R. Woods & L. Collins 109 * 96 *
J. Payne & T. Boyle * 102 * 114
Total - 2 Best Pairs 203 202 405

Other Entries:-

J. Callaghan & A. Allen (NSW) 107 110
P. Hannan & D. Lynn (NSW) 111 118
G. Gideon & M. Dyson (VIC) 106 107

STATE TEAMS RESULT

Winner	Western Australia	380
Second	Victoria	383
Third	Queensland	398
Fourth	New South Wales	405

3rd AUSTRALIAN DEAF GOLF INDIVIDUAL CHAMPIONSHIP

72 Holes for the "S. A. Jones" Trophy
at Mount Osmond Golf Course, par 69
4 - 6 January 1977

GROSS RESULT

Pos.	Player	State	1st Round	2nd Round	3rd Round	4th Round	Gross Total	
1.	Bill Hynes	VIC	86	89	86	89	350	} After
2.	Richard Toyne	VIC	89	83	89	89	350	} play-off
3.	Iain D. MacGregor	QLD	94	85	98	84	361	
4.	Bevin Chittleborough	WA	91	101	89	93	374	
5.	John Payne	NSW	89	103	90	97	379	
6.	Cecil Billet	NSW	91	95	93	102	381	
7.	Ron Woods	NSW	99	91	93	99	382	
8.	Geoffrey Wright	WA	101	98	93	97	389	
9.	Dennis Cuniniffe	NSW	91	103	106	93	393	
10.	Trevor Boyle	NSW	98	102	99	98	397	
11.	Wally Hatley	VIC	98	102	98	99	397	
12.	Ray Hayden	QLD	104	100	94	103	401	
13.	Ian Peace	VIC	103	97	97	111	408	
14.	Kevin Hayden	QLD	97	115	98	100	410	
15.	Len Collins	NSW	107	103	107	96	413	
16.	George Gideon	VIC	99	105	106	104	414	
17.	John Callaghan	NSW	102	98	107	108	415	
18.	Gary Sutton	WA	112	104	98	103	417	
19.	Bruce Stevenson	VIC	101	112	98	106	417	
20.	Robert Elson	WA	104	103	109	103	419	
21.	Melby Dyson	VIC	106	100	112	104	422	
22.	Des Hooper	QLD	100	115	97	117	429	
23.	Leith Heuston	QLD	114	113	108	95	430	
24.	Geoffrey Maley	WA	109	104	106	112	431	
25.	David Lynn	NSW	105	110	115	104	434	
26.	Alf Allen	NSW	109	116	108	111	444	
27.	Leslie Berry	QLD	124	107	105	109	445	
28.	Frank Pickering	QLD	109	108	104	126	447	
29.	Laurie Sage	VIC	124	113	108	115	460	
30.	Peter Hannan	NSW	129	110	118	112	469	
	Don Gook	VIC	110	94	98	-	-	Retired
	Len Newport	WA	96	88	94	-	-	Retired

Individual Championship - Bill Hynes (VIC) - Winner of S. A. Jones Cup

Richard Toyne (VIC) - Runner-up

Lowest Single Gross Score - Richard Toyne (VIC) - 83

Highest Single Gross Score - Peter Hannan (NSW) - 129

Gary Sutton made an Eagle on 3rd Hole (459 Metre) par 5

International / Australian Deaf Golf Team Members - Messrs Bill Hynes, Richard Toyne, MacGregor, Bevin Chittleborough, Len Newport, John Payne, Cecil Billet and reserve Woods until next Australian Deaf Games (Sydney 1979 / 80).

3rd AUSTRALIAN DEAF INDIVIDUAL CHAMPIONSHIP

72 Holes for the "David Lynn" Trophy

at

Mount Osmond Golf Course, par 69

NETT RESULT

PL	Players	State	Handicaps	Round 1	Round 2	Round 3	Round 4	Total
1.	Bill Hynes	VIC	20-18-17-17	66	71	68	72	277
2.	George Gideon	VIC	36-33-33-33	63	72	73	71	279
3.	Kevin Hayden	QLD	36-32-32-30-30	61	83	66	70	280
4.	David Lynn	NSW	36-36-36-36-35	69	74	69	68	280
5.	Cecil Billet	NSW	27-24-24-24-24	64	71	69	78	282
6.	Richard Toyne	VIC	18-18-16-16-16	71	65	73	73	282
7.	Ray Hayden	QLD	30-30-30-27-27	74	70	64	76	284
8.	John Callaghan	NSW	34-33-31-31-31	68	65	76	77	286
9.	Geoffrey Maley	WA	36-36-35-35-35	73	68	71	77	289
10.	Wally Hatley	VIC	27-27-27-27-27	71	75	71	72	289
11.	Iain MacGregor	QLD	18-18-17-17-15	76	67	81	66	290
12.	Len Collins	NSW	30-30-30-30-28	77	73	77	66	293
13.	Geoff Wright	WA	24-24-24-24-24	77	74	69	73	293
14.	Bevin Chittleborough	WA	20-20-20-20-20	71	81	69	73	294
15.	Trevor Boyle	NSW	25-25-25-25-25	73	77	74	73	297
16.	Ian Peace	VIC	27-27-27-27-27	76	70	70	84	300
17.	Leslie Berry	QLD	36-36-36-36-36	88	71	69	73	301
18.	Melby Dyson	VIC	30-30-30-30-30	76	70	82	74	302
19.	Gary Sutton	WA	28-28-28-28-28	84	76	70	75	305
20.	John Payne	NSW	18-18-18-18-20	71	85	72	79	307
21.	Alf Allen	NSW	34-34-34-34-36	75	82	74	77	308
22.	Bruce Stevenson	VIC	27-27-27-27-29	74	85	71	79	309
23.	Leith Heuston	QLD	30-30-30-30-28	84	83	78	65	310
24.	Robert Elson	WA	27-27-27-27-29	77	76	82	76	311
25.	Des Hooper	QLD	28-28-30-29-29	72	87	67	88	314
26.	Dennis Cunniffe	NSW	18-18-18-20-22	73	85	88	73	319
27.	Peter Hannan	NSW	36-36-36-36-38	93	74	82	76	325
28.	Ron Woods	NSW	14-14-14-14-18	85	77	79	85	326
29.	Laurie Sage	VIC	32-34-34-34-36	92	79	74	81	326
30.	Frank Pickering	QLD	30-30-30-30-32	79	78	74	96	327
31.	Len Newport	WA	25-25-22-22	71	63	72	-	-
32.	Don Gook	VIC	27-27-26-26	83	67	72	Retired	-

1st Round Winner :- Kevin Hayden

2nd Round Winner :- Len Newport

3rd Round Winner :- Ray Hayden

4th Round Winner :- Leith Heuston

72 Holes Winner :- Bill Hynes

Runner-Up :- George Gideon

QLD 61

WA 63

QLD 64

QLD 65

VIC 277

VIC 279

MISCELLANEOUS RESULT

DAILY RESULT

	<u>1st Round</u>	<u>2nd Round</u>	<u>3rd Round</u>	<u>4th Round</u>
Leader / Co-Leader :-	B. Hynes	R. Toyne	B. Hynes & R. Toyne	B. Hynes & R. Toyne
Gross Winner :-	K. Hayden	R. Toyne	B. Hynes	I. MacGregor
Runner-Up :-	R. Toyne & J. Payne	I. MacGregor	R. Toyne & B. Chittleborough	B. Hynes & R. Toyne
Handicap Winner :-	K. Hayden	L. Newport	R. Hayden	L. Heuston
Longest Drive Winner :-	B. Chittleborough	G. Maley	G. Sutton	R. Elson
Nearest Pins - 2nd Hole :-	B. Hynes	R. Toyne	L. Berry	A. Allen
4th Hole :-	J. Callaghan	J. Callaghan	I. MacGregor	R. Toyne
7th Hole :-	C. Billet	M. Dyson	B. Hynes	G. Gideon
14th Hole :-	I. MacGregor	G. Sutton	A. Allen	C. Billet
Others - Eagle :-		G. Sutton		

King of the Pins:- Bill Hynes

Runner up:- Iain MacGregor

King of the Drive:- Bevin Chittleborough

Runner up:- Robert Elson & John Payne


King of the Pitch-Putt:- Len Newport

Runner up:- Len Collins

Best Dressed Golfer:- Len Newport

Ladies 54 Holes Result

<u>Players names</u>	<u>State</u>	<u>Round 1</u>	<u>Round 2</u>	<u>Round 3</u>	<u>Total</u>
Mard Dyson	VIC	129	109	130	368
Linda Cagney	QLD	132	132	123	387
Elva Berry	QLD	132	154	168	454
Evelyn Hately	VIC	132	142	162	436
Essie May	VIC	143	144		



3rd AUSTRALIAN DEAF TEAMS CHAMPIONSHIP

72 Holes for the "A. Levitzke" Shield
at Mount Osmond Golf Club, course par 69

72 HOLES TEAM RESULT

	<u>Round 1</u>	<u>Round 2</u>	<u>Round 3</u>	<u>Round 4</u>	
<u>Victoria Team</u>					
Bill Hynes	* 86 *	* 89 *	* 86 *	* 89 *	* 89 *
Richard Toyne	* 89 *	* 83 *	* 89 *	* 89 *	* 89 *
Wally Hatley	* 98 *	* 102 *	98	* 99 *	* 99 *
Ian Peace	103	* 97 *	* 97 *	111	
Bruce Stevenson	* 101 *	112	* 98 *	* 106 *	
4 Best Out of 5 - Total	374	371	370	383	1498

New South Wales Team

John Payne	* 89 *	* 103 *	* 90 *	* 97 *	
Ron Woods	* 99 *	* 91 *	* 93 *	99	
Dennis Cunniffe	* 91 *	* 103 *	* 106 *	* 93 *	
Trevor Boyle	* 98 *	* 102 *	* 99 *	* 98 *	
Len Collins	107	103	107	* 96 *	
4 Best Out of 5 - Total	377	399	388	384	1548

Western Australia Team

Bevin Chittleborough	* 91 *	* 101 *	* 89 *	* 93 *	
Len Newport	* 96 *	* 88 *	* 94 *	-	
Geoff Wright	* 101 *	* 98 *	* 93 *	* 97 *	
Gary Sutton	112	* 104 *	* 98 *	* 103 *	
Geoffrey Maley	* 109 *	104	106	* 112 *	
4 Best Out of 5 - Total	397	391	374	405	1569

Queensland Team

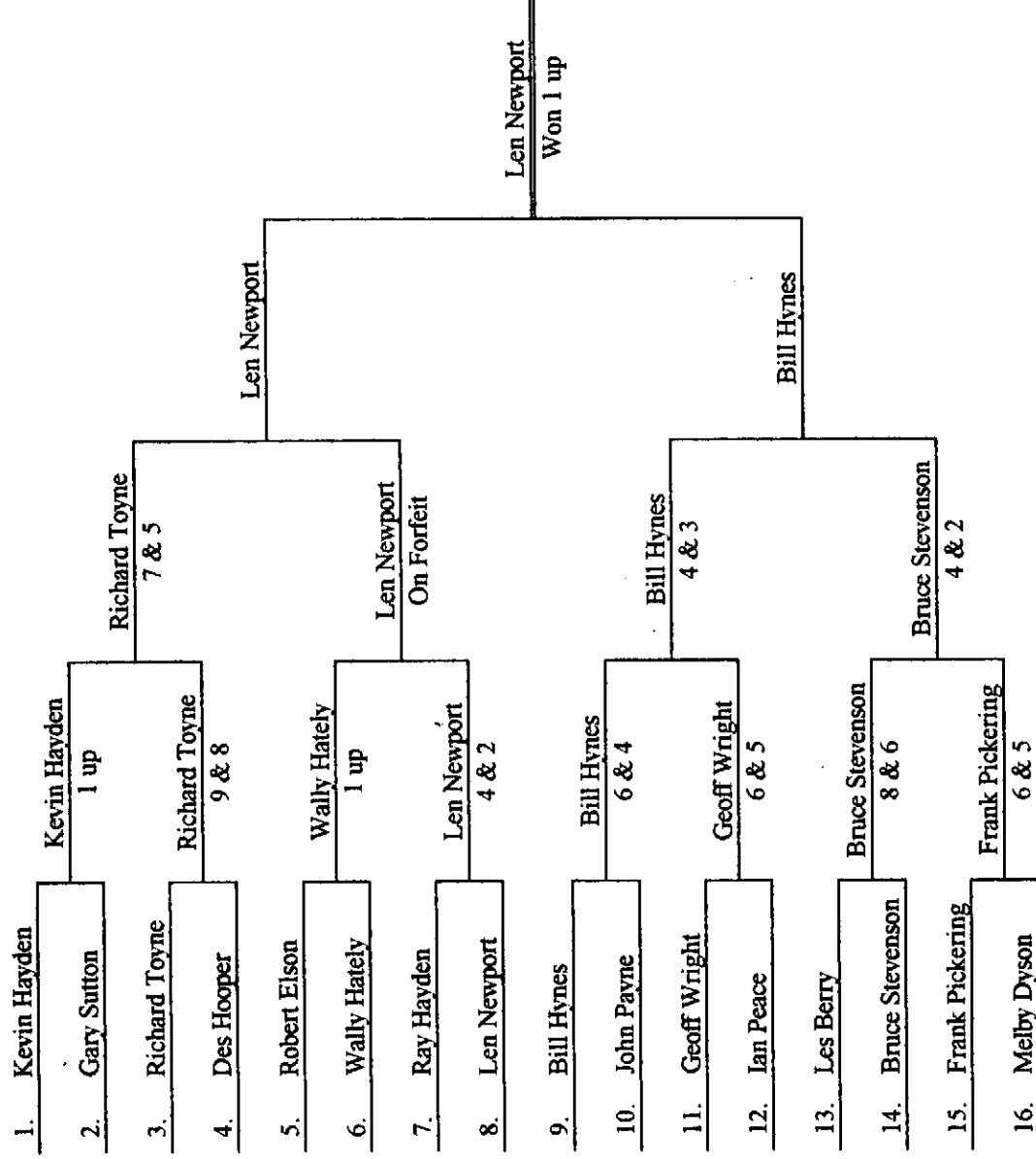
Iain McGregor	* 94 *	* 85 *	* 98 *	* 84 *	
Ray Hayden	* 104 *	* 100 *	* 94 *	* 103 *	
Des Hooper	* 100 *	115	* 97 *	* 117 *	
Leith Heuston	114	* 113 *	108	* 95 *	
Frank Pickering	* 109 *	* 108 *	* 104 *	126	
4 Best Out of 5 - Total	407	406	393	399	1605

STATE TEAMS FINAL POSITION


State Team	Round 1	Round 2	Round 3	Round 4	Total	Position
Victoria	374	371	370	383	1498	Winner
New South Wales	377	399	388	384	1548	Runner-up
Western Australia	397	391	374	405	1569	Third
Queensland	407	406	392	399	1605	Last

OPEN KNOCKOUT MATCHPLAY TOURNAMENT

29 December 1976



Winner:- Len Newport
Runner up:- Bill Hynes



**AUSTRALIAN vs THE REST
&
OPEN STABLEFORD**

<u>Australia</u>	v	<u>The Rest</u>
Bill Hynes	lost to	Ian Peace
Iain MacGregor	lost to	Dennis Cumniffe
Len Newport	draw	Trevor Boyle
Bevin Chittleborough	lost to	Wally Hately
John Payne	lost to	Ray Hayden
Geoff Wright	lost to	Kevin Hayden

The Rest Won 5 ½ - ½

STABLEFORD

at Marine Golf Club on 9 January 1977

<u>Player</u>	<u>H'cap</u>	<u>Score</u>
Peter Hamman	42	48
Laurie Sage	40	46
Frank Pickering	37	42
Leslie Berry	37	42
Alf Allen	37	42
Geoffrey Maley	33	38
Des Hooper	33	38
Leith Heuston	32	37
David Lynn	32	37
Melby Dyson	31	36
Bruce Stevenson	30	35
Gary Sutton	30	35
Len Collins	30	34
George Gideon	30	34
Robert Elson	30	35
John Callaghan	30	34
Ian Peace	29	33
Kevin Hayden	29	33
Ray Hayden	27	31
Don Cook	27	31
Trevor Boyle	26	30
Wally Hately	26	30
Geoff Wright	25	28
Dennis Cumniffe	25	29
Ron Woods	23	26
Cecil Billet	23	26
John Payne	22	25
Bevin Chittleborough	21	24
Len Newport	20	23
Iain MacGregor	18	21
Bill Hynes	16	18
Richard Toyne	16	18

Winner :- Peter Hannan (NSW) — 48

Runner-Up :- Laurie Sage (VIC) — 46